

NOTE:

1.MATERIAL:
HOUSING:THERMOPLASTIC
SLIDER:THERMOPLASTIC
CONTACTS:COPPER ALLOY
SOLDER PAD:COPPER ALLOY

2.PLATING:
CONTACTS:TIN OVER NICKEL
SOLDER PAD:TIN OVER NICKEL

3.PART NO.:

BL114-xx

RL-xx

00

SERIES

TIN/LEAD OVER NICKEL

PACKAGING

TA-EMBOSSED TAPE

TU-TUBE

RIGHT ANGLE(LOWER CONTACT TYPE)

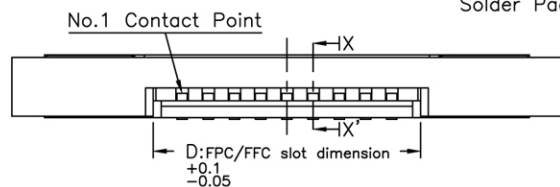
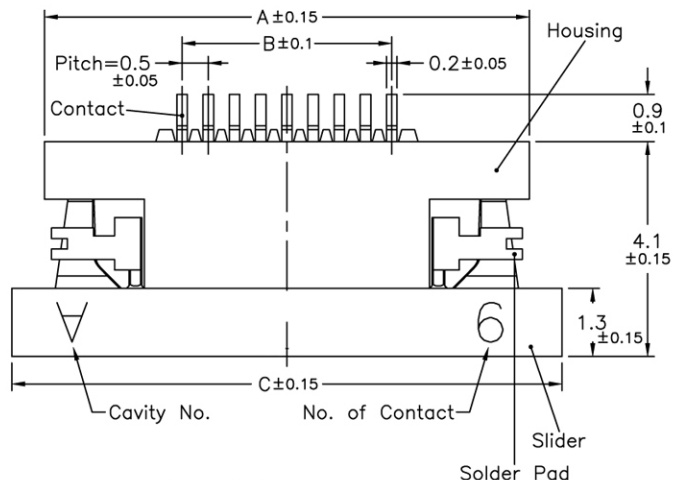
NO. OF CONTACTS

4.RATING:

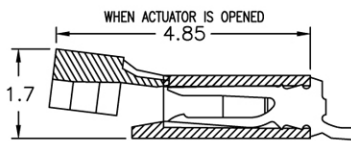
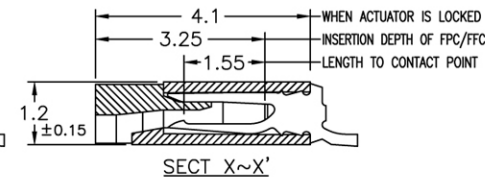
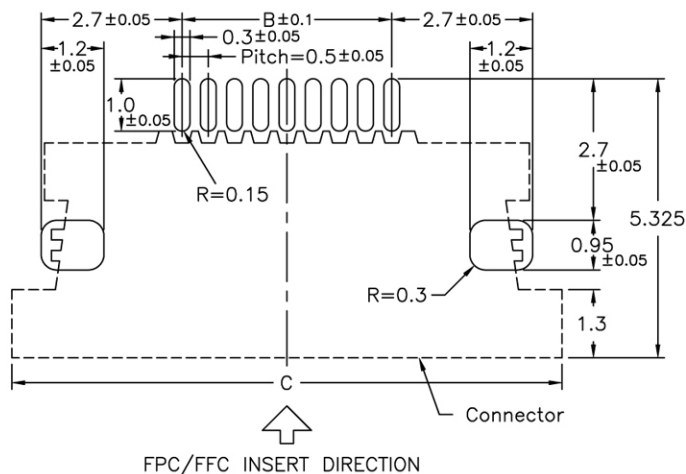
OPERATING VOLTAGE:50V

CURRENT RATING:0.4A

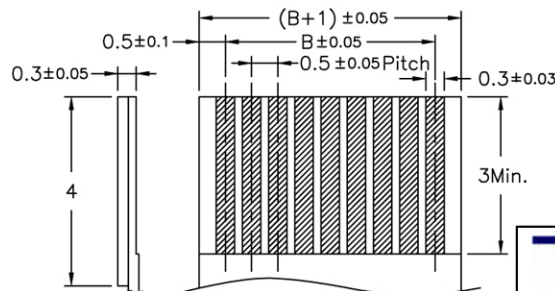
OPERATING TEMPERATURE:-55°C ~ +85°C



PCB Layout



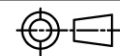
Applicable FPC



REVISION			
NO.	DESCRIPTION	DATE	REV.

No. of Contacts	Part Number	DIM. A	DIM. B	DIM. C	DIM. D
4	BL114-4RL	6.75	1.5	8	2.6
5	BL114-5RL	7.25	2	8.5	3.1
6	BL114-6RL	7.75	2.5	9	3.6
7	BL114-7RL	8.25	3	9.5	4.1
8	BL114-8RL	8.75	3.5	10	4.6
9	BL114-9RL	9.25	4	10.5	5.1
10	BL114-10RL	9.75	4.5	11	5.6
11	BL114-11RL	10.25	5	11.5	6.1
12	BL114-12RL	10.75	5.5	12	6.6
13	BL114-13RL	11.25	6	12.5	7.1
14	BL114-14RL	11.75	6.5	13	7.6
15	BL114-15RL	12.25	7	13.5	8.1
16	BL114-16RL	12.75	7.5	14	8.6
17	BL114-17RL	13.25	8	14.5	9.1
18	BL114-18RL	13.75	8.5	15	9.6
19	BL114-19RL	14.25	9	15.5	10.1
20	BL114-20RL	14.75	9.5	16	10.6
21	BL114-21RL	15.25	10	16.5	11.1
22	BL114-22RL	15.75	10.5	17	11.6
23	BL114-23RL	16.25	11	17.5	12.1
24	BL114-24RL	16.75	11.5	18	12.6
25	BL114-25RL	17.25	12	18.5	13.1
26	BL114-26RL	17.75	12.5	19	13.6
27	BL114-27RL	18.25	13	19.5	14.1
28	BL114-28RL	18.75	13.5	20	14.6
29	BL114-29RL	19.25	14	20.5	15.1
30	BL114-30RL	19.75	14.5	21	15.6
31	BL114-31RL	20.25	15	21.5	16.1
32	BL114-32RL	20.75	15.5	22	16.6
33	BL114-33RL	21.25	16	22.5	17.1
34	BL114-34RL	21.75	16.5	23	17.6
35	BL114-35RL	22.25	17	23.5	18.1
36	BL114-36RL	22.75	17.5	24	18.6
37	BL114-37RL	23.25	18	24.5	19.1
38	BL114-38RL	23.75	18.5	25	19.6
39	BL114-39RL	24.25	19	25.5	20.1
40	BL114-40RL	24.75	19.5	26	20.6
41	BL114-41RL	25.25	20	26.5	21.1
42	BL114-42RL	25.75	20.5	27	21.6
43	BL114-43RL	26.25	21	27.5	22.1
44	BL114-44RL	26.75	21.5	28	22.6
45	BL114-45RL	27.25	22	28.5	23.1
46	BL114-46RL	27.75	22.5	29	23.6
47	BL114-47RL	28.25	23	29.5	24.1
48	BL114-48RL	28.75	23.5	30	24.6
49	BL114-49RL	29.25	24	30.5	25.1
50	BL114-50RL	29.75	24.5	31	25.6

Tonyo 通耀電子股份有限公司
Tonyo Electronics Co., Ltd.



UNIT: mm

TITLE:

0.5mm Pitch FPC/FFC Connector

DRAWN BY Wason

DATE 04/07/16

CHECKED BY Chris

DATE 04/07/16

APPROVED BY Nick

DATE 04/07/16

SALE BY

DATE

CUSTOMER

CUSTOMER P/N

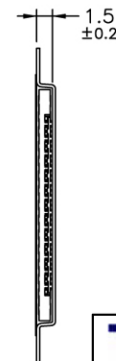
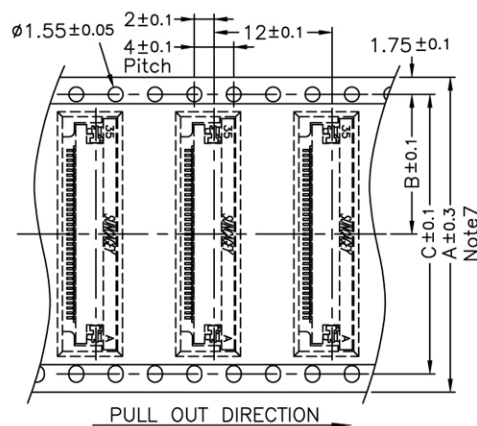
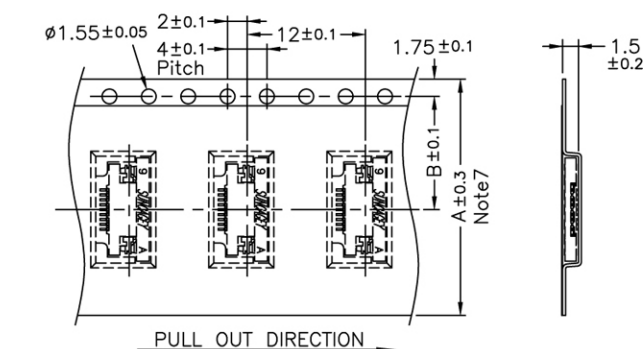
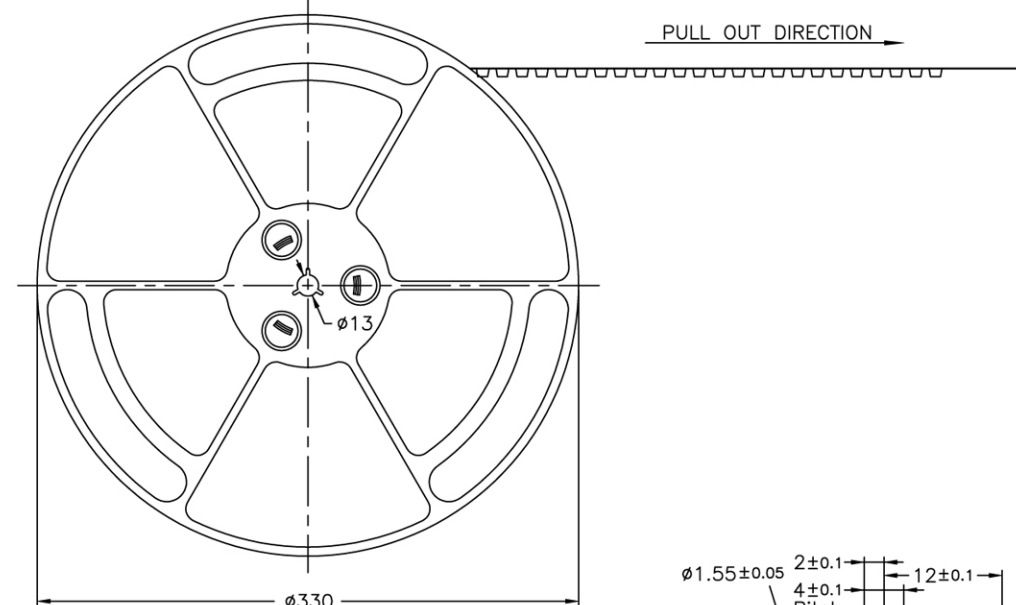
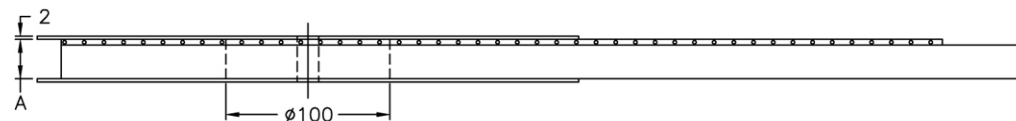
PART NO.
See Note 3.

SAMPLE NO.

REV.
A

FILE NO:

EMBOSSED TAPE PACKING BL114 SERIES RIGHT ANGLE TYPE



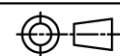
Note:

- 1.10 sprocket hole pitch cumulative tolerance ± 0.2 .
2. Carrier camber is within 1 mm in 100mm.
3. Material : Black Conductive Polystyrene Alloy
100% recyclable.
4. All dimensions meet EIA-481-3 requirements.
5. Thickness : 0.3 ± 0.05 mm.
6. Component load per 13" reel : 3000 pcs.
7. For tape width (dimension A) 16mm and 24mm a pilot hole is provided on one side.
For tape width (dimension A) 32mm and 44mm pilot holes are provided on both sides.

Note7

No. of Contacts	Part Number	DIM. A	DIM. B	DIM. C
4	BL114-4RL BL114-4RU	16	7.5	—
6	BL114-6RL BL114-6RU			
7	BL114-7RL BL114-7RU	24	11.5	—
22	BL114-22RL BL114-22RU			
23	BL114-23RL BL114-23RU	32	14.2	28.4
33	BL114-33RL BL114-33RU			
34	BL114-34RL BL114-34RU	44	20.2	40.4
50	BL114-50RL BL114-50RU			

Tonyo Electronics 通耀電子股份有限公司
Tonyo Electronics Co., Ltd.



UNIT: mm

TITLE:

0.5mm Pitch FPC/FFC Connector

DRAWN BY Wason

DATE 04/07/16

CHECKED BY Chris

DATE 04/07/16

APPROVED BY Nick

DATE 04/07/16

SALE BY

DATE

CUSTOMER

CUSTOMER P/N

PART NO.

BL114-xxRU&RL

SAMPLE NO.

REV.

A

FILE NO: